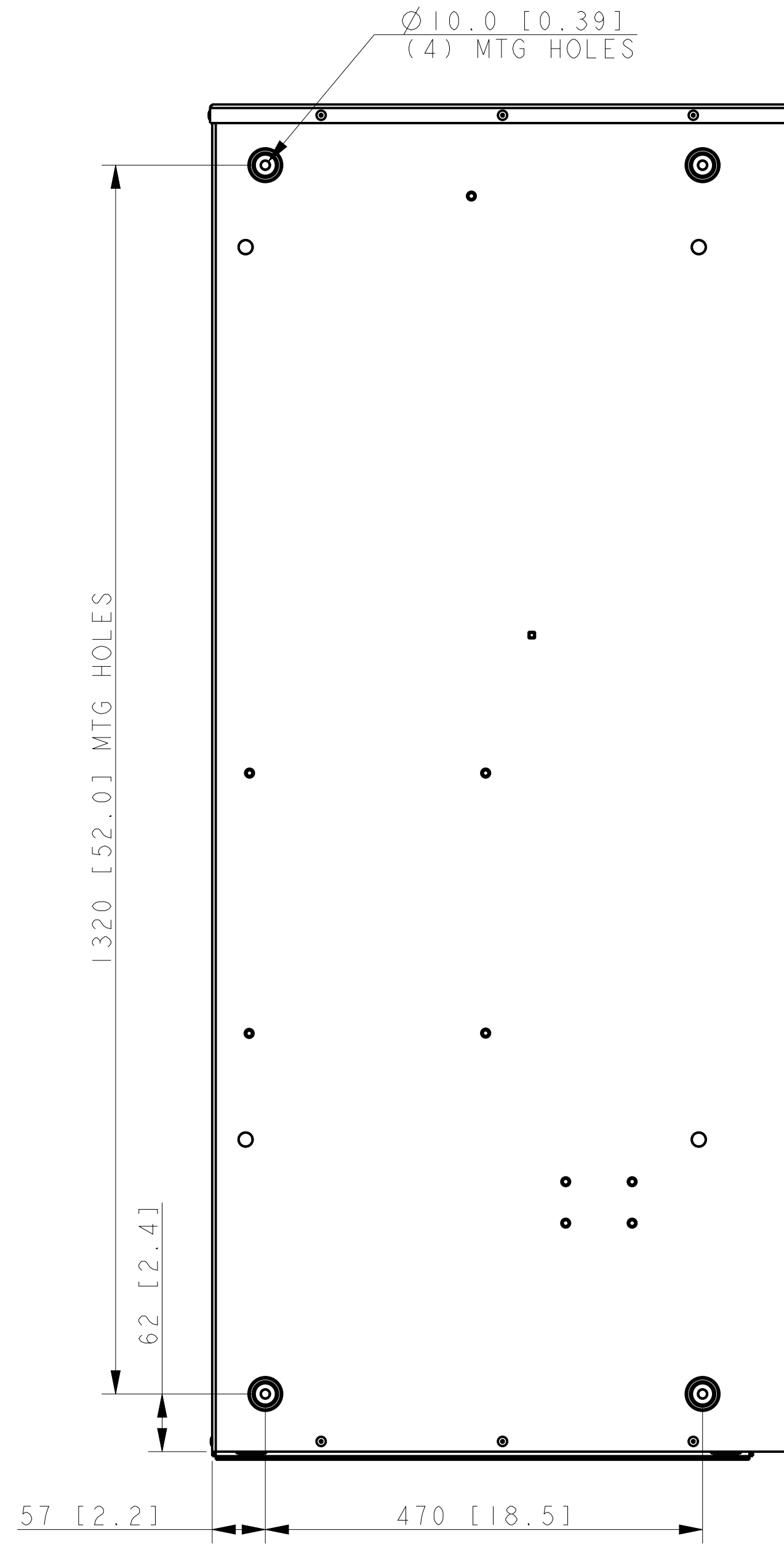
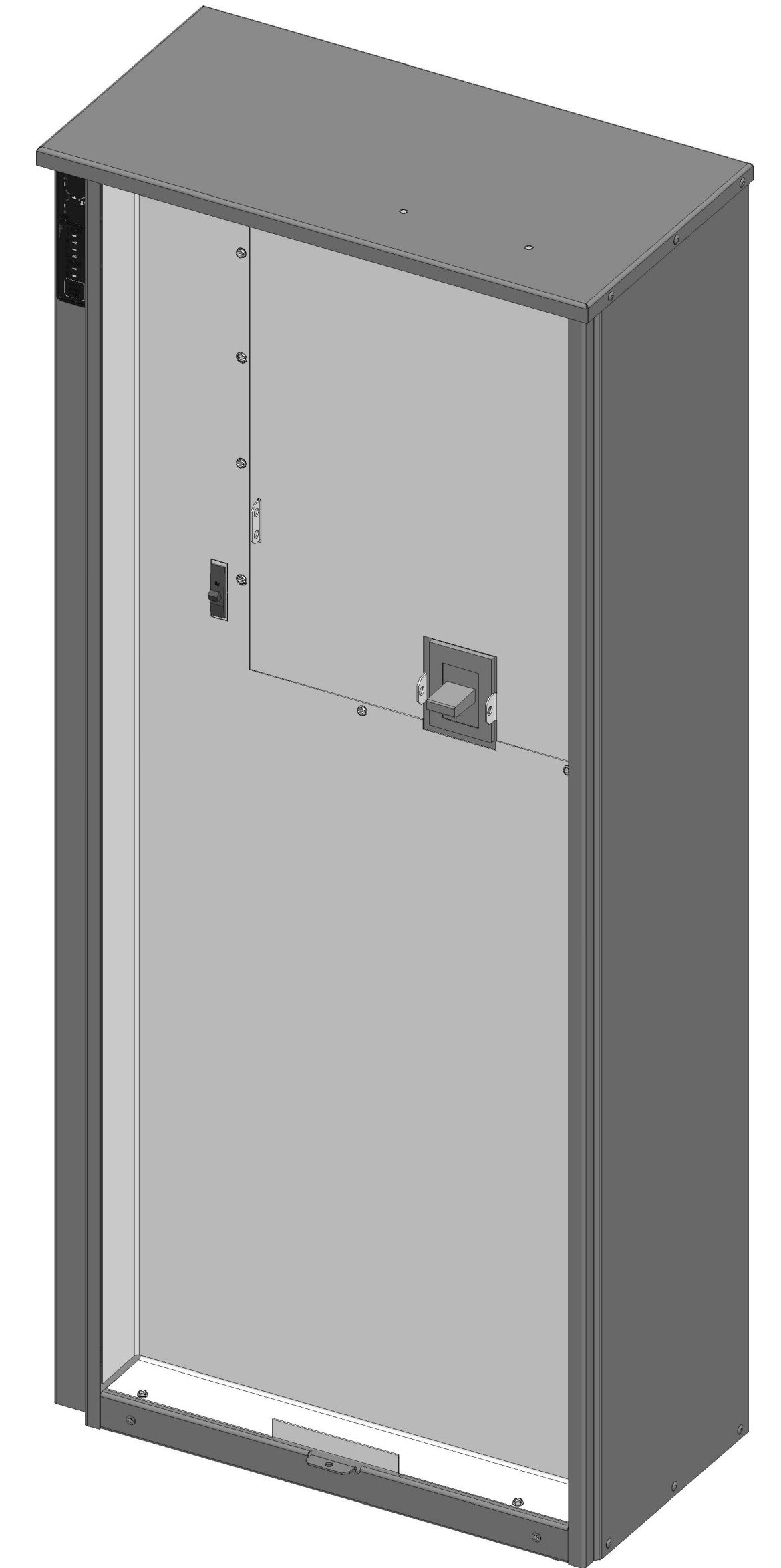


FRONT VIEW



BACK VIEW



COVER NOT SHOWN

NOTES:

DIMENSIONS IN [] ARE INCHES.

FINISH: ANSI 49 GRAY.

REFER TO OPERATOR'S MANUAL PRIOR TO INSTALLATION AND OPERATION OF UNIT.

POWER CABLES AND CONTROL WIRING MUST BE RUN IN METAL CONDUIT

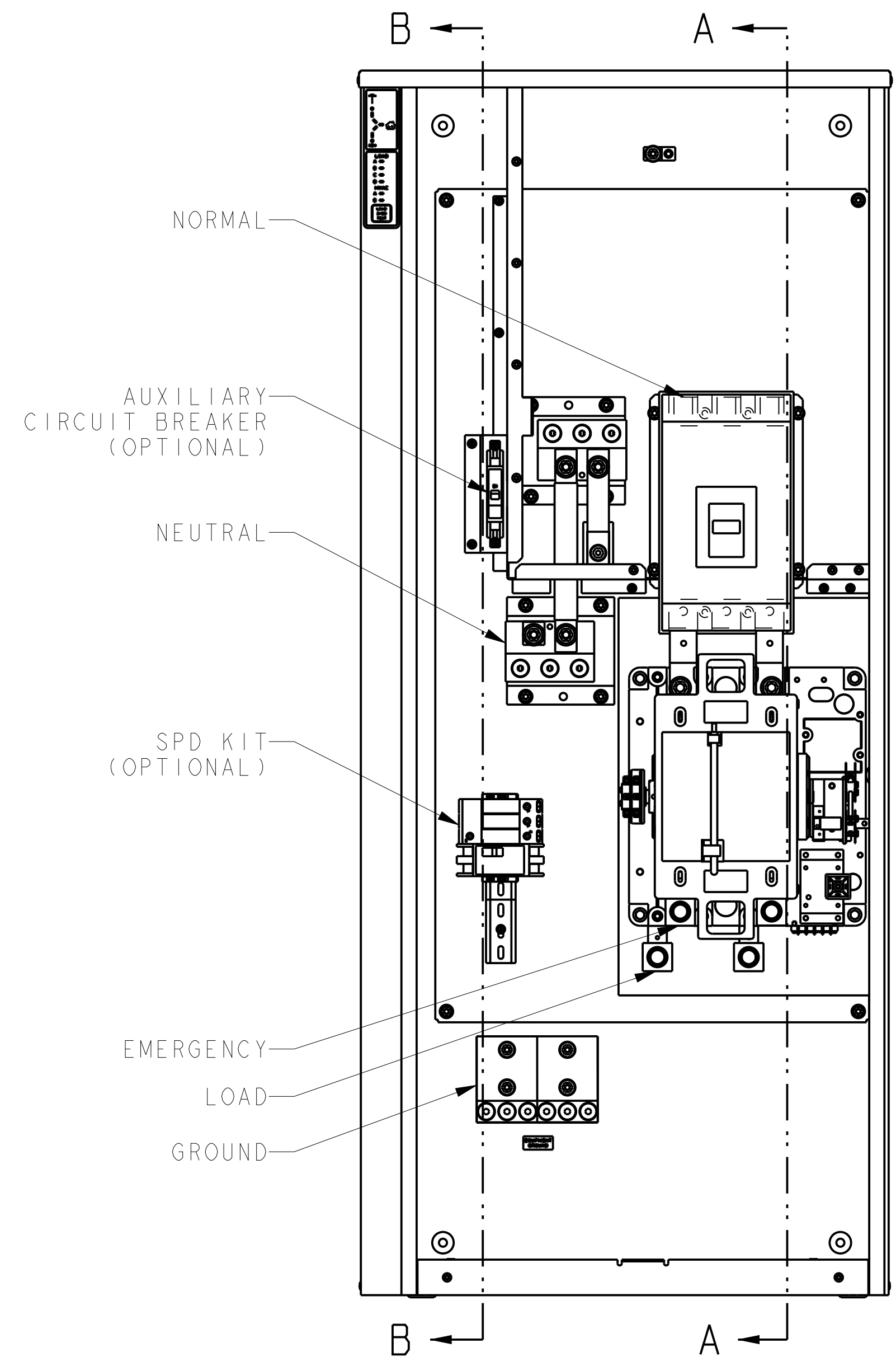
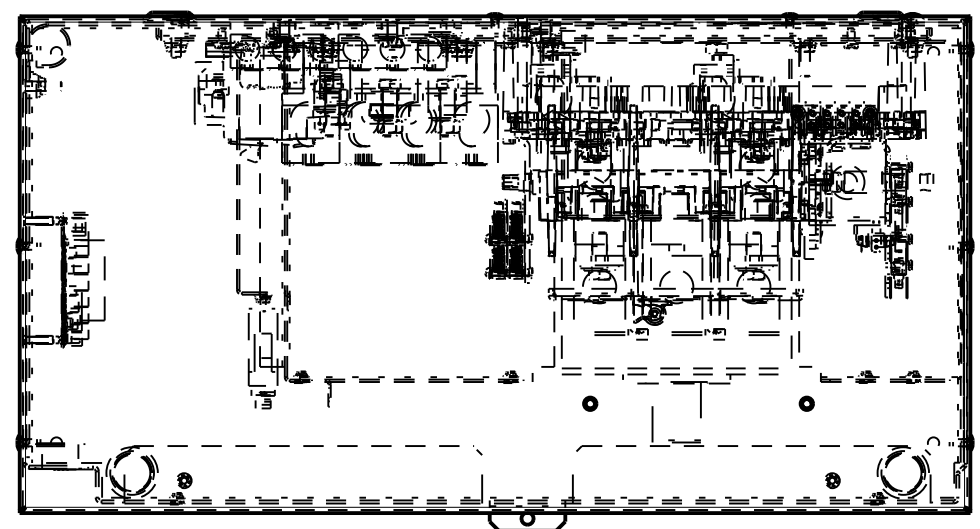
APPROXIMATE WEIGHT: 59 Kg (130 LBS.)

SERVICE DISCONNECT BREAKER IS 400A, 80% REATED. CONTINUOUS LOAD CURRENT IS NOT TO EXCEED 80% OF BREAKER RATING.

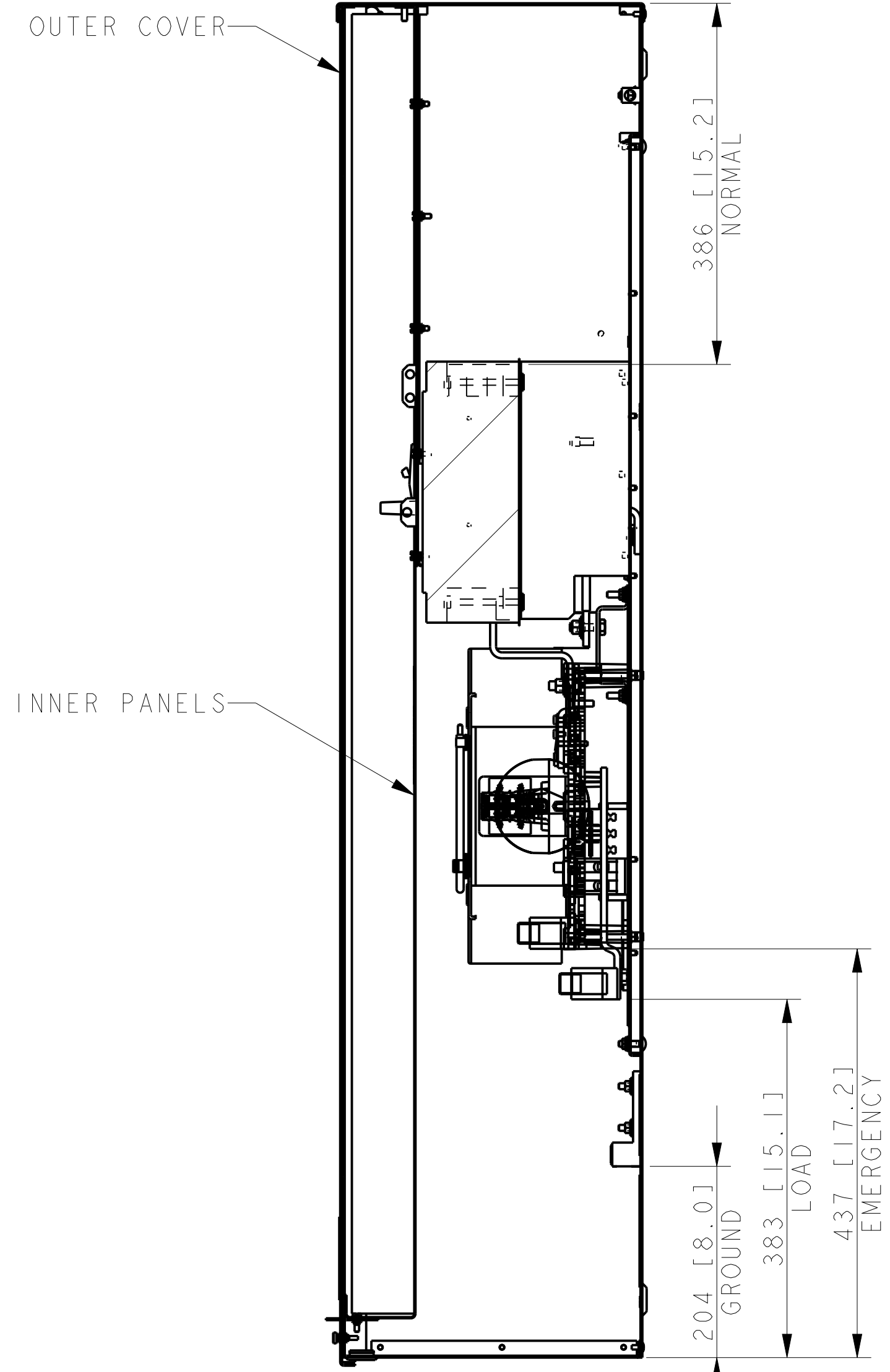
300-400A
MODEL RXT
SERVICE ENTRANCE
TYPE 3R ENCLOSURE

REV	DATE	ON COMPOSITE DWGS. SEE PART NO. FOR REVISION LEVEL	BY	UNLESS OTHERWISE SPECIFIED - 1) DIMENSIONS ARE IN MILLIMETERS 2) TOLERANCES ARE:
-	2-19-21	NEW DRAWING [CT210077]	ZHK	X.XX ± 0.25
A	3-5-21	(SHEET 1) UPDTED INNER PANELS [CT210709]	ZHK	X.X ± 1.0
				X ± 1.5
				ANGLES ± 0° 30'
				SURFACE FINISH MAX.
				THIRD ANGLE PROJECTION
				APPROVALS
				DATE
				DRAWN ZHK 2-15-21
				CHECKED MTL 2-15-21
				APPROVED MTL 2-15-21

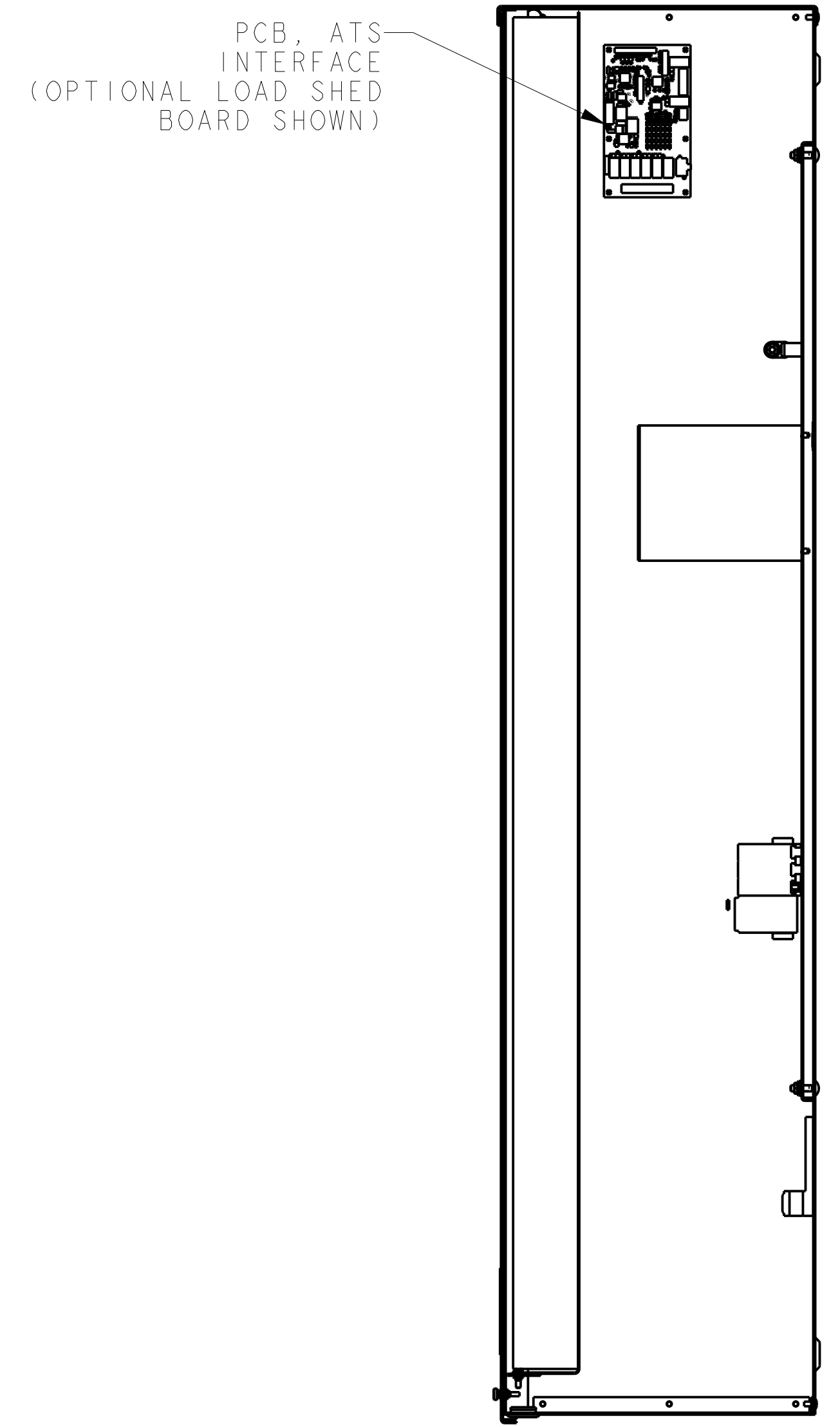
KOHLER CO.	METRIC	PRO-E
POWER SYSTEMS, KOHLER, WI 53044 U.S.A.		
THIS DRAWING IN DESIGN AND DETAIL IS KOHLER CO. PROPERTY AND MUST NOT BE USED EXCEPT IN CONNECTION WITH KOHLER CO. WORK. ALL RIGHTS OF DESIGN OR INVENTION ARE RESERVED.		
TITLE DIMENSION PRINT - ATS, RXT 300-400A SE		
SCALE 0.20	CAD NO.	SHEET 1 of 2
DWG NO. ADV-9768		D



INNER PANELS & COVER REMOVED TO SHOW DETAIL



SECTION A-A



SECTION B-B

A: SCREW TYPE TERMINALS FOR EXTERNAL POWER CONNECTION

SWITCH RATING (AMPS)	RANGE OF AL-CU WIRE SIZES			
	NORMAL (PER PHASE)	EMERGENCY / LOAD (PER PHASE)	NEUTRAL	GROUND
300-400	(1) #1-600 KCMIL or (2) #1-250 KCMIL	(2) 1/0 to 250 KCMIL or (1) 4 AWG to 600 KCMIL	(12) 1/0 to 250 KCMIL or (6) 4 AWG to 600 KCMIL	(6) #6-3/0 AWG
TORQUE	UP to 250 KCMIL 275 lbf-in (31.1 Nm) 300 to 600 KCMIL 500 lbf-in (56.5 Nm)	UP to 250 KCMIL 275 lbf-in (31.1 Nm) 300 to 600 KCMIL 500 lbf-in (56.5 Nm)	UP to 250 KCMIL 275 lbf-in (31.1 Nm) 300 to 600 KCMIL 500 lbf-in (56.5 Nm)	275 lbf-in (31.1 Nm)

300-400A
MODEL RXT
SERVICE ENTRANCE
TYPE 3R ENCLOSURE

REV	DATE	ON COMPOSITE DWGS, SEE PART NO. FOR REVISION LEVEL	BY
-	2-19-21	NEW DRAWING [CT210077]	ZHK
A	3-5-21	(C-7) MOVED BREAKER, CONTACTOR & AUX BREAKER; NEUTRALS RELAID OUT; (B-7) ADDED SPD KIT; [CT210709]	ZHK

UNLESS OTHERWISE SPECIFIED -
1) DIMENSIONS ARE IN MILLIMETERS
2) TOLERANCES ARE:
X.XX ± 0.25
X.X ± 1.0
X ± 1.5
ANGLES ± 0° 30' MAX.
THIRD ANGLE PROJECTION

APPROVALS	DATE
DRAWN ZHK	2-15-21
CHECKED MTL	2-15-21
APPROVED MTL	2-15-21

KOHLER CO. METRIC PRO-E
POWER SYSTEMS, KOHLER, WI 53044 U.S.A.
THIS DRAWING IN DESIGN AND DETAIL IS KOHLER CO. PROPERTY AND MUST NOT BE USED EXCEPT IN CONNECTION WITH KOHLER CO. WORK. ALL RIGHTS OF DESIGN OR INVENTION ARE RESERVED.

TITLE: **DIMENSION PRINT - ATS, RXT 300-400A SE**

SCALE: 0.20 CAD NO. SHEET 2 of 2
DWG NO. **ADV-9768** D